

Wendy Lee

<http://creativeleeyours.com/>

wendy@creativeleeyours.com


Love You Bunches



Supplies needed:



Help Me Grow Bundle
(English)
[167167]



Peach Pie 8 1/2" X 11"
Cardstock
[163799]




Fresh Freesia 8 1/2" X
11" Cardstock
[155613]



Basic White 8 1/2" X 11"
Cardstock
[166780]



Lovely & Beautiful 12"
X 12" (30.5 X 30.5 Cm)
Specialty Designer Series
Paper
[166957]



Lunar Lustre 12" X 12"
(30.5 X 30.5 Cm)
Specialty Paper
[167199]



Wood Grain Wonders 12"
X 12" (30.5 X 30.5 Cm)
Designer Series Paper
[167428]



Fresh Freesia Classic
Stampin' Pad
[155611]




Linen Thread
[104199]



Pearlized Faceted Circles
[166978]



Stampin' Cut & Emboss
Machine
[149653]



Perennial Postage Dies
[162607]



Take Your Pick
[144107]



Simply Scored
[122334]



Paper Trimmer
[152392]



Bone Folder
[102300]



Stampin' Seal
[152813]



Mini Glue Dots
[103683]



Multipurpose Liquid
Glue
[110755]



Stampin' Dimensionals
[104430]

Project Recipe:

1. Additional supplies can be found in my Amazon Craft Room Favorites Shop at <https://amzn.to/46SfLQB>

*Scissors

Project Layers (Imperial):

- 8-1/2" x 5-1/2" Peach Pie CS
- 4" x 5-1/4" DSP
- 3-1/2" x 4-3/4" Fresh Freesia CS- die cut
- 3" x 4-1/4" Basic White CS
- (2) 2-7/8" x 1-1/2" DSP
- Scrap Lunar Lustre- die cut
- Scrap Wood Grain Wonders- die cut
- 4" x 5-1/4" Basic White CS
- Scrap DSP
- Approx. 10" Linen Thread