

Wendy Lee


<http://creativeleeyours.com/>

[wendy@creativeleeyours.com](mailto:wendy@creativeleeyours.com)

# Garden Poetry Fun Fold Card




## Supplies needed:



Basic White 8 1/2" X 11"  
Thick Cardstock  
[159229]



Basic White 8 1/2" X 11"  
Cardstock  
[166780]



Crushed Curry 8-1/2" X  
11" Cardstock  
[131199]



Night Of Navy Classic  
Stampin' Pad  
[147110]



Crushed Curry Classic  
Stampin' Pad  
[147087]




Secret Sea 3/8" (1 Cm)  
Bordered Open Weave  
Ribbon  
[166932]



Rhinstone Basic Jewels  
[144220]



Stampin' Cut & Emboss  
Machine  
[149653]



Stylish Shapes Dies  
[159183]



Take Your Pick  
[144107]



Paper Trimmer  
[152392]



Bone Folder  
[102300]



Stampin' Seal  
[152813]



Multipurpose Liquid  
Glue  
[110755]



Stampin' Dimensionals  
[104430]

## Project Recipe:

### 1. Additional Stampin' Up! supplies coming March 3, 2026:

- 167121 Paradise Garden Bundle
- 167125 Garden Textures Specialty Paper
- 167113 Garden Poetry DSP

Additional supplies can be found in my Amazon Favorite Things Shop at <https://amzn.to/46SfLQB>

\*Scissors

### Project Layers (Imperial):

- 4-1/4" x 5-1/2" Thick Basic White CS
- 3-1/4" x 11" Crushed Curry CS
- 3" x 5-1/2" DSP
- 3" x 5-1/2" Basic White CS
- 3" x 1/2" DSP
- 2-1/4" x 6" Specialty Paper- die cut 3
- 4" x 1-1/2" Basic White CS- die cut banner
- 5" x 3-1/4" Basic White CS- stamp/die cut
- Approx. 7" Ribbon